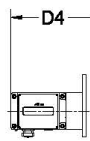



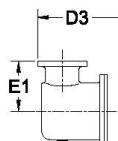


**ROMET**

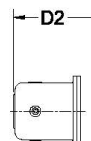
# Rotary Gas Meters



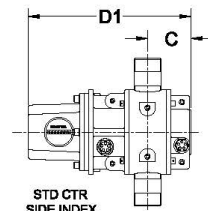
AdEM



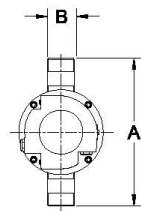
STDID / DCID



STD CTR  
END INDEX



STD CTR  
SIDE INDEX



Note: AMI/AMR adaptors available upon request.

METER SIZE	A	B	C	D1	D1 (no Mag. Hsg.)	D2	D3	D4	E1	WEIGHT (kg)
G10	267 mm	1.5" NPT	78 mm	268 mm	205 mm	306 mm	327 mm	349 mm	102 mm	4.5-6.8

## G10 - HARD METRIC

# HARD METRIC G10 1.5" NPT CONNECTION

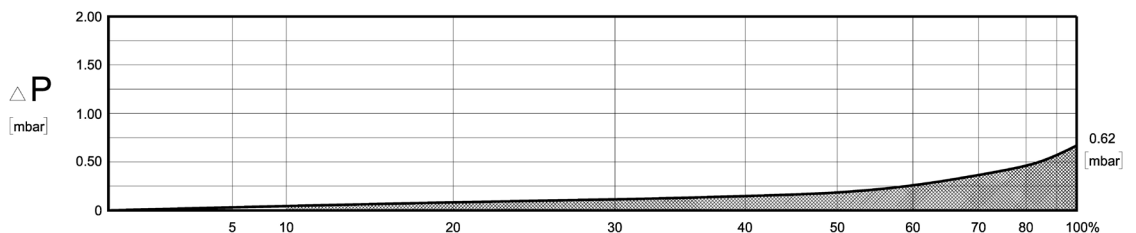
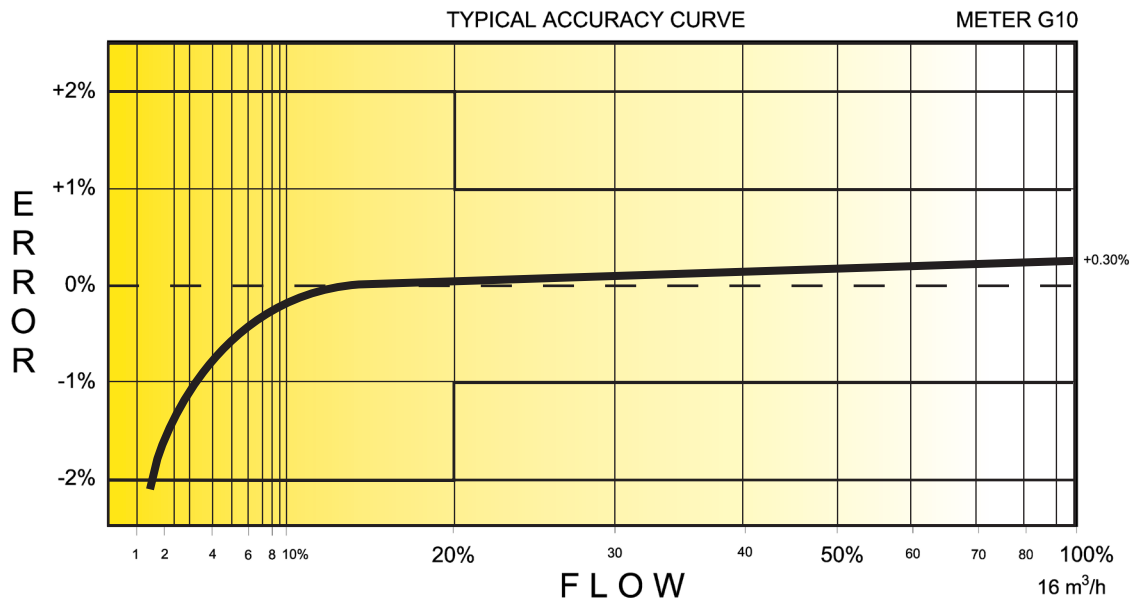
## TECHNICAL SPECIFICATION

Connection (Threaded)	NPT	1.5"
MAOP	(bar)	12/14
Flow Capacity	(m <sup>3</sup> /h)	16
Rangeability		1:35
Start Rate	(m <sup>3</sup> /h)	.050
Stop Rate	(m <sup>3</sup> /h)	.040
Differential @ 100% Flow	(mbar)	.62
Instrument Drive Rate	(m <sup>3</sup> /rev)	.1
LF Pulser (Optional)	(m <sup>3</sup> /pulse)	.1

\*Note: It should be noted, that moving parts in the meters with a greater rangeability ratio are made to high class accuracy and tight tolerances. Improper installation, stresses on piping system due to temperature changes, settling and gas conditions can create a risk of meter rejection.

### CORRECTED FLOW CAPACITY AND TYPICAL ACCURACY GUIDE

G10 METER (SM <sup>3</sup> /H)	
Gauge Pressure Bar 0.012	G10 Qmax = 16 m <sup>3</sup> /hr
0.05	16.8
0.1	17.6
0.5	23.9
1.0	31.8
1.5	39.7
2.0	47.6
2.5	55.5
3.0	63.4
5.0	94.9
7.5	134.4
10.0	173.9
11.0	189.7
12.0	205.5



# ROMET

**GAS METERS AND ELECTRONIC INSTRUMENTS**  
 Phone 905-624-1591 USA 1-800-387-3201  
 www.rometlimited.com • email: romet@rometlimited.com

The values quoted are typical of normal production. They do not constitute a specification. Romem Limited reserves the right to change any information in this literature without notice. All of the information and data in this literature has been carefully compiled and thoroughly checked. However, Romem Limited will not assume responsibility for any possible omissions or errors.

ROMET and ROMET & DESIGN are registered trademarks of Romem Limited. Romem Limited's gas metering technology is protected under U.S. Patent No. 4,910,519 and 6,453,721 and Canadian Patent No. 1,293,568.